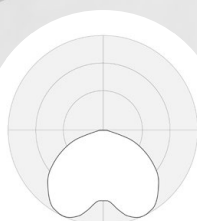


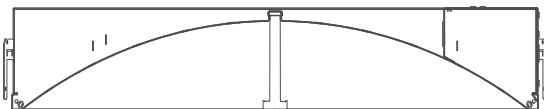
FLUXWERX®

SPECIFICATION DATA TRANSOM 20 x 48 (TR1-54)

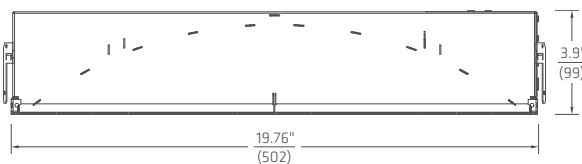


100% Dn

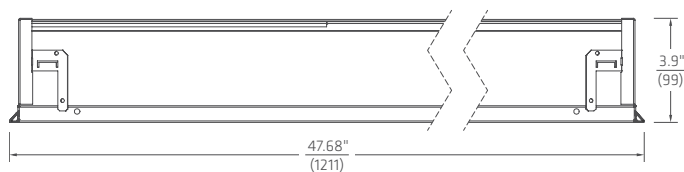
CROSS SECTION



DIMENSIONS



FRONT VIEW



SIDE VIEW

CATALOG

PROJECT

NOTES

PERFORMANCE SUMMARY

	A	B	C	D
Light (lm)	2750	3300	4300	5000
Energy (W)	23	29	38	47
Efficacy (lm/W)	119	117	112	109
Color Rendering (CRI)	80+			
Color Accuracy (SDCM)	< 2			
L70 Estimate (h)	200,000			
Lumen Maintenance per TM21 (@ 60,000 h)	L90			

Summary values are nominal and based on 4000K CCT.

FEATURES

- Luminous, transparent vertical lens is framed by a clear anodized aluminum rail.
- Innovative Anidolic optics produce a visually comfortable, controlled optical distribution.
- Priced for a wide range of real-world projects.
- Available in five sizes – 2×2, 1×4, 2×4, 20"×2 and 20"×4 – to suit a variety of applications and spaces.
- Up to 10' x 10' spacing, capable of delivering close to 40 fc at less than 0.4 W/ft².
- Suitable for both T-Grid and drywall ceilings, using optional Trim or Trimless flange kits.



ORDER GUIDE

1	2	3	4	5	6	OPTIONS	CONTROLS
TR1	54						

1 FAMILY	2 SIZE	3 ENERGY ²	4 CCT	5 DRIVER
TR1 Transom	14 1 x 4	A 23 W	30 3000 K	F1 Non-Dim F2 0-10 V Dim 3% E1 eldoLED ECO 0-10 V Dim 1% E2 eldoLED SOLO 0-10 V Dim 0.1% E3 eldoLED ECO DALI Dim 1% E4 eldoLED SOLO DALI Dim 0.1% L1 Lutron Hi-Lume 1% EcoSystem (LDE1)
	22 2 x 2	B 29 W	35 3500 K	
	24 2 x 4	C 38 W	40 4000 K	
	52 20" x 24"	D 47 W ³		
	▶54 20" x 48" ¹			
	¹ Optional filler panels available for 20 x 60.	² Nominal input power. Add 4 W for 347 V with E1-4/L1. ³ 1 x 4 2 x 4 20 x 48 only.		

6 VOLTAGE	OPTIONS ⁵	CONTROLS
M 120-277 V 3 347 V ⁴	B Battery Pack C Chicago Plenum F 6' Flex Whip H Emergency Switching (GTD or Controller)	RE1 Remote Enlighted Smart Sensor VN1 Acuity nLight Converter
⁴ 347 V Driver for F1/F2, 347 V Transformer & Driver for E1-4/L1.	⁵ BP & GTD available for 120-277 V.	

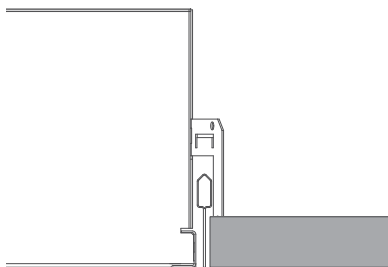
PRODUCT DETAILS



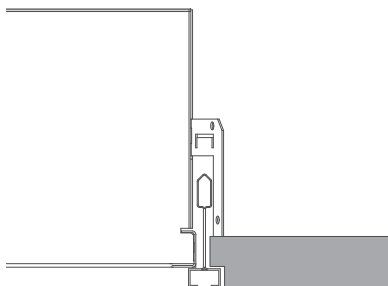
LINEAR ANIDOLIC OPTIC

CEILING INTEGRATION

FLAT GRID



SLOT GRID



SPECIFICATION DATA
TRANSOM 20 x 48 (TR1-54)

NOTES

CONSTRUCTION

- Clear anodized aluminum lower rail
- Formed 22 ga. steel housing
- Quick wire access plate and integral seismic restraint tabs/tie-offs
- High reflectance diffuse white textured powdercoat

OPTICAL

- Anidolic optical structures with linear light extraction elements
- Precision molded high transmittance clear acrylic lenses
- Long life LED system designed for typical TM21 lumen maintenance \geq L90 @ 60,000 h
- Available in CCTs 3000 K, 3500 K or 4000 K with CRI \geq 80 and R9 \geq 0, all with color accurate binning \leq 2 SDCM

ELECTRICAL

- Integral high efficiency drivers for 50-60 Hz, 120-277 V or 347 V
- Power Factor $>$ 0.90
- Total Harmonic Distortion $<$ 20%
- Dim level: Standard 3%, optional 1% or 0.1%
- Optional Battery Pack delivers 10 W Class 2 rated output for 90 min. Use 12 W input energy to estimate emergency flux, typically 1150-1750 lm (@100-150 lm/W).
- Optional GTD (Generator Transfer Switch), 120-277 V, disables 0-10 V control during emergency for full light output
- Optional flex whip: 6' prewired
- Surge Protection: Meets ANSI C82.11 spec and ANSI/IEEE C62.41
- Inrush Current: Meets NEMA 410

ENVIRONMENTAL & CARE

- Designed for use in dry or damp indoor locations with ambient temperatures of 0-30° C (32-86° F)
- Not suitable for natatorium environments, e.g. swimming pools, hot tubs and saunas. The luminaire may be damaged by chemicals such as chlorine, solvents, ammonia, alcohol or sulfur in the area of operation or in cleaning products. Damage from contaminants is not covered under warranty.
- Clean only by wiping with a slightly water-damp, soft, clean cloth.

WEIGHT

- Maximum 23 lbs (10.5 kg) with standard driver
- Maximum 27 lbs (12.3 kg) with battery pack or 347 V transformer

WARRANTY

- 5 year limited warranty on all components and workmanship

INDEPENDENT TESTING


- IESNA LM79
- IESNA LM80 (LED @ 9,000 or 10,000 h)

APPROVALS

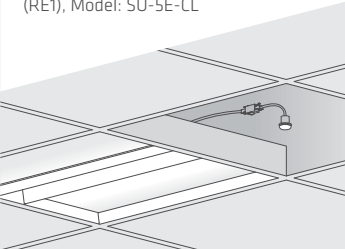

- UL Listed (USA + Canada)
- CCEA Chicago Plenum
- IC Rated

CONTROLS & SENSORS

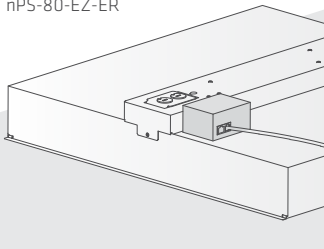

Fluxwerx products are designed for simple integration with a wide range of sensors, lighting controls and building management systems. Many projects incorporate occupancy sensing, daylight harvesting, individual or central adjustment of light levels and luminaire or space monitoring in order to save energy, reduce costs and maximize occupant comfort. Fluxwerx offers a number of standard driver and controller options to support various wired and wireless network protocols.




Enlighted wireless, networked smart sensor integrates occupancy sensing, daylight harvesting, energy usage, temperature and light level control. Option: Remote Enlighted sensor (RE1), Model: SU-5E-CL

nLight wired, 2-way network supports luminaire light level control as well as occupancy and daylight sensors. Option: Acuity nLight Converter (VN1), Model: nPS-80-EZ or nPS-80-EZ-ER

EldoLED drivers support common wired protocols, 0-10 V and DALI. They also provide access to finer dimming control, dynamic white and Bluetooth low-energy (BLE) wireless. Options: ECO 1% (E1), SOLO 0.1% (E2)



Lutron EcoSystem network protocol enables on/off, dimming, occupancy sensing and daylight harvesting. Option: Hi-Lume 1% EcoSystem (L1), Model: LDE1

legrand® Wattstopper® Pass & Seymour

LEVITON® EATON® DISTECH CONTROLS™

CRESTRON