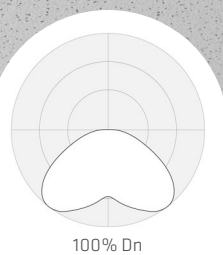
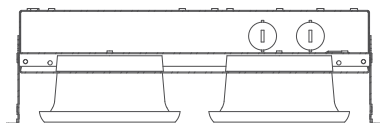


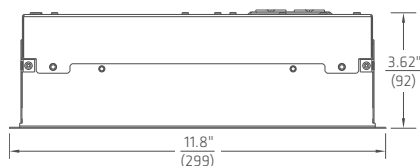
FLUXWERX

SPECIFICATION DATA
LOOP RECESSED 6"x1 (LR1-61)

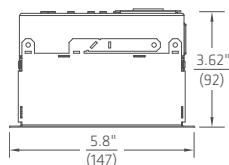
CROSS SECTION



DIMENSIONS



SIDE VIEW



FRONT VIEW

CATALOG

PROJECT

NOTES

PERFORMANCE SUMMARY

	A
Light (lm)	1150
Energy (W)	9.5
Efficacy (lm/W)	128
Color Rendering (CRI)	80+
Color Accuracy (SDCM)	< 2
L70 Estimate (h)	150,000
Lumen Maintenance per TM21 (@ 54,000 h)	L88

Summary values are nominal and based on 4000K CCT.

FEATURES

- Fluxwerx radial Anidolic optics provide a precisely controlled 360° symmetrical batwing distribution with no view of the LED point source
- Complete family of recessed configurations for a multitude of applications and spaces: 1x1, 1x2, 1x4, 2x2, 2x4 plus 6"x1, 6"x1.5, 6"x2 and 6"x4
- Companion Loop Suspended family allows for an aesthetically connected design language
- Suitable for T-Bar or Drywall ceilings with a Trim or Trimless Flange. 6" wide versions are compatible with TechZone™ and USGBX™ ceiling systems
- The light distribution and high efficacies combine to allow wide fixture spacing with ample general illumination at energy densities less than 0.4 W/ft²
- Third party tested, Lighting Facts certified and backed by a 5-year warranty



SPECIFICATION DATA
LOOP RECESSED 6"x1 (LR1-61)

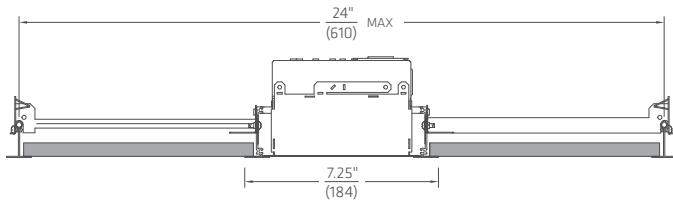
ORDER GUIDE

1	2	3	4	5	6	OPTIONS				
LR1	61									

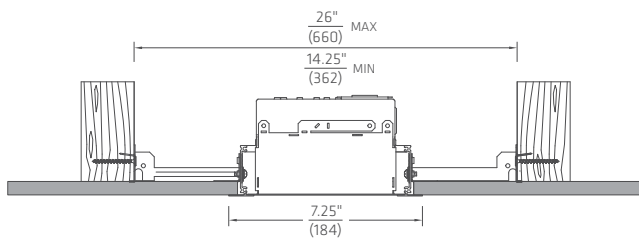
1 FAMILY	2 SIZE	3 ENERGY ¹	4 CCT	5 DRIVER
LR1 Loop Recessed	▶ 61 6" x 1' (2 loop)	A 9.5 W	30 3000 K 35 3500 K 40 4000 K	F1 Non-Dim F2 0-10 V Dim 3% E1 eldoLED ECO 0-10 V Dim 1% E2 eldoLED SOLO 0-10 V Dim 0.1% E3 eldoLED ECO DALI 1% E4 eldoLED SOLO DALI Dim 0.1% L1 Lutron Hi-Lume 1%-H EcoSystem
	65 6" x 1.5' (3 loop)	A 12 W B 15 W		
	11 1' x 1'	A 12 W		
	62 6" x 2'	B 15 W		
	12 1' x 2'	C 19 W		
	22 2' x 2'	A 19 W		
	64 6" x 4'	B 23 W		
	14 1' x 4'	C 29 W		
	24 2' x 4'	D 38 W		

6 VOLTAGE	OPTIONS
M 120-277 V 3 347 V ²	B Battery Pack ³ C Chicago Plenum F 6' Flex Whip K2 Drywall Flange Kit - Trimless ⁴
² 347 V Driver for F1/F2, 347 V Transformer & Driver for E1-4/L1	³ Available for 120-277 V ⁴ Flange kit with trim supplied as standard

CEILING INTEGRATION GRID

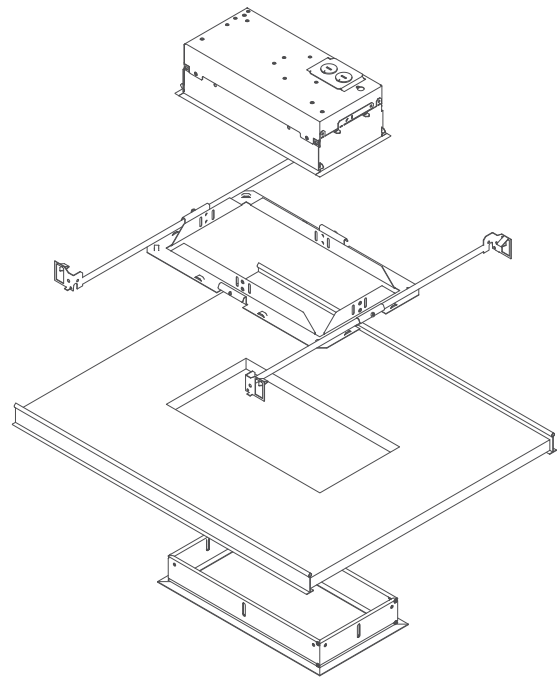


CEILING INTEGRATION DRYWALL



Trim or Trimless (mud-in) Flange Kit

CEILING INTEGRATION GRID



Required Aperture: 6.5" x 12.5"
(165 x 318)

CONSTRUCTION

- Formed 22 ga. steel housing
- Quick wire access plate and integral seismic restraint tabs/tie-offs
- Supplied drywall trim flange kit or optional trimless (mud-in) flange kit
- High reflectance diffuse white textured powdercoat

OPTICAL

- Radial Anidolic optical structures with detailed light extraction elements for 360° symmetric batwing distribution
- Precision molded high transmittance clear acrylic lenses
- Long life LED system designed for typical TM21 lumen maintenance \geq L90 @ 54,000 h
- Available in CCTs 3000 K, 3500 K or 4000 K with CRI \geq 80 and R9 \geq 0, all with color accurate binning \leq 2 SDCM

ELECTRICAL

- Integral high efficiency drivers 120-277 V or 347 V; 50-60 Hz
- Power Factor $>$ 0.90
- Total Harmonic Distortion $<$ 20%
- F2:0-10 V Dim Range: 3-100%
- Optional Battery Pack delivers 10 W Class 2 rated output for 90 min. Use 12 W input energy to estimate emergency flux, typically 1150-1750 lm (@100-150 lm/W).
- Optional Lutron: Hi-lume H-Series EcoSystem LED drivers for 100-1% (PWM) dim range
- Optional flex whip: 6' prewired
- Surge Protection: Meets ANSI C82.11 spec and ANSI/IEEE C62.41
- Inrush Current: Meets NEMA 410

ENVIRONMENTAL & CARE

- Designed for use in dry or damp indoor locations with ambient temperatures of 0-30° C (32-86° F)
- Not suitable for natatorium environments, e.g. swimming pools, hot tubs and saunas. The luminaire may be damaged by chemicals such as chlorine, solvents, ammonia, alcohol or sulfur in the area of operation or in cleaning products. Damage from contaminants is not covered under warranty.
- Clean only by wiping with a slightly water-damp, soft, clean cloth.

WEIGHT

- Maximum 8.8 lb (4 kg) incl. frame kit
- Maximum 12 lb (5.5 kg) with battery pack

WARRANTY

- 5 year limited warranty on all components and workmanship

INDEPENDENT TESTING

- IESNA LM79
- IESNA LM80 (LED @ 9,000 h)

APPROVALS

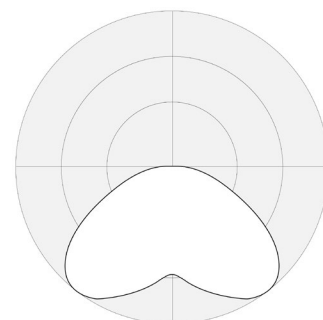
- UL Listed (USA + Canada)
- CCEA Chicago Plenum
- IC Rated
- Lighting Facts®

SPECIFICATION DATA
LOOP RECESSED 6"x1' (LR1-61)

PERFORMANCE DATA

A 9.5W	CCT	LIGHT (lm)	ENERGY (W)	EFFICACY (lm/W)	(CRI)	COLOR ACCURACY (R9)	(SDCM)
VERSION LR1-61A40	4000 K	1157	9.05	127.8	82.7	7.7	< 2
	3500 K	1145	9.05	126.5	82.7	7.7	
REPORT 12509649.02	3000 K	1133	9.39	120.6	82.9	6.5	

Integrating Sphere and Photometric results at 3000K and 4000K by an independent accredited testing laboratory per IES LM-79-2008 and ANSI C78.377-2011. Results for 3500K scaled based on integrating sphere results at 9.5W (A). Candlepower Distribution scaled per total lumens of Integrating Sphere results.



100% Dn
Loop Recessed
6" x 1'
4000 K

LR1-61A40

LED lighting facts Fluxwerx

Light Output/Lumens 1157

Watts 9.052

Lumens per Watt/Efficacy 127.82

Color Accuracy 82

Color Rendering Index/CRI

Light Color 4000 (Bright White)

Correlated Color Temperature (CCT)

2700K 3000K 4000K 6500K

All results are independently verified according to IES LM-79-2008: "Approved Method for the Electrical and Photometric Testing of Solid-State Lighting."

Visit www.lightingfacts.com/products for a complete listing of this and other products approved to use this label.

Registration: XA46-XE2JTO (9/27/2018)
Model Number: LR181A40P1P2E1E2/E3E4P
Type: Luminaire - Troffer Grid Ceiling