




# NOTCH 4 - NF2-A Specification Data

Luminaire	NOTCH - VSI 100 Dn Asymmetric (NF2-A)	Type
Project		
Product		
Notes		

Performance Summary	NF2-A VSI 100 Dn Asymmetric	
	A - 5w/ft	B - 6w/ft
Light (lm/ft)	290	350
Energy (W/ft)	5.00	6.00
Efficacy (lm/W)	61	60
Color Rendering (CRI)	80+	80+
Color Accuracy (SDCM)	< 2	< 2
L70 Estimate (h)	200,000	200,000
Lumen Maintenance per TM21 (@ 60,000 h)	L90	L90



D2 - Drywall Trimless shown with (E) Dado Endcap option

Summary values are nominal and based on 4000K CCT



D1 - Drywall Trim Flange

D2 - Drywall Trimless

D3 - Drywall Drop Radius

D4 - Drywall Drop Square

G1 - 9/16" Grid Flat T

G1 - 15/16" Grid Flat T

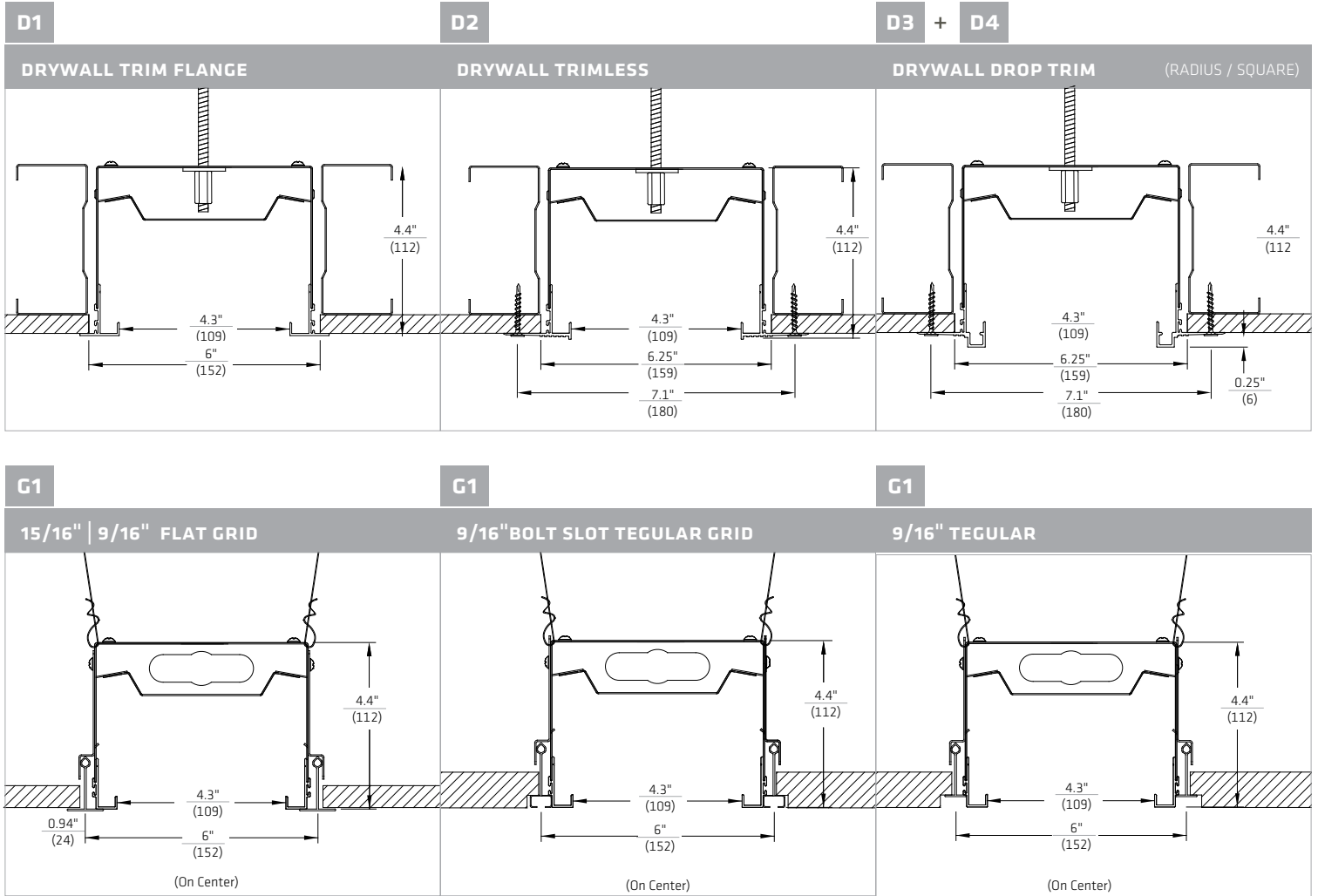
G1 - 9/16" Tegular | Slot Grid

NOTE: Use G1 for 6" Armstrong TechZone® or 6" USG Logix®

NF2									A						OPTIONS													
1	2	3	4	5	6	7	8	9																				
1. FAMILY			2. VERSION			3. TRIM /CEILING			4. DISTRIBUTION			5. LIGHT + ENERGY <sup>1</sup>			6. CCT													
<b>NF2</b> VSI 100 Dn 4.3 aperture			<b>L</b> Linear Row <b>Px</b> Pattern <b>P0</b> Square <b>P1</b> Rectangle <b>P2</b> 2-rows   1-corner <b>P3</b> 3-rows   2-corner <b>P4</b> 4-rows   3-corner <b>P5</b> 5-rows   4-corner			<b>D1</b> Drywall - Trim Flange <b>D2</b> Drywall - Trimless <b>D3</b> Drywall - Drop Radius <b>D4</b> Drywall - Drop Square <b>G1</b> Grid - 9/16" or 15/16" Flat-T <b>G1</b> 9/16" Tegular or Bolt-Slot <b>G1</b> 4" Armstrong TechZone® or 4" USG Logix®			<b>A</b> Asymmetric			<b>A</b> 290 lm + 5w/ft <b>B</b> 350 lm + 6w/ft			<b>30</b> 3000 K <b>35</b> 3500 K <b>40</b> 4000 K													
7. DRIVER				8. VOLTAGE				9. LENGTH <sup>3</sup>				OPTIONS																
<b>E1</b> eldoLED ECO 0-10V Dim 1% <b>E2</b> eldoLED SOLO 0-10V Dim 0.1% <b>E3</b> eldoLED ECO DALI 1% <b>E4</b> eldoLED SOLO DALI Dim 0.1% <b>F1</b> Factory Non- Dim <b>F2</b> Factory 0-10V Dim 3% <b>L1</b> Lutron Hi-Lume 1%-H EcoSystem				<b>M</b> 120 - 277 V <b>3</b> 347 V <sup>2</sup>				<b>XX</b> Drywall - Specify 1ft Increments <b>XX</b> Grid - Specify 2ft Increments <b>LC</b> 2ft x 2ft Corner				<b>A</b> Alternate Wiring (AV) <b>B</b> Battery Pack <sup>4</sup> <b>C</b> Chicago Plenum <b>E</b> Dado Endcap <sup>5</sup> <b>F</b> 6' Flex Whip (Standalone Only) <b>K</b> Black Trim and Endcap <b>M</b> EM or NL (2nd neutral) <b>T</b> Throughwire Circuit <b>U</b> Throughwire (w / neutral)																

NOTES				
<sup>1</sup> Add 1w/ft for 347V with E1-4/L1	<sup>2</sup> 347V Driver for F1/F2 347V Transformer & Driver for E1-4/L1	<sup>3</sup> Minimum length is 2 feet	<sup>4</sup> Available for 120-277V in 4 or 8 foot	<sup>5</sup> Available with D2 trim option. Default option is to install in one end only. Call factory for options.

### DIMENSIONS inches (mm)



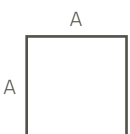
Grid **(G1)** is compatible with 6" Armstrong TechZone® and 6" USG Logix® Ceiling Systems

### PATTERNS

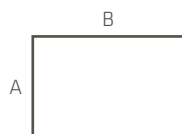
For patterns, design your own layout using the trim and corner options available or choose from our patterns for simpler specification.

NOTE: Minimum corner to corner length - 4ft in drywall (4' x 4' square) | 6ft in grid (6' x 6' square)

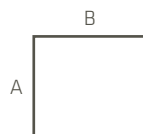
P0 - SQUARE



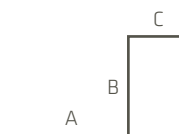
P1 - RECTANGLE



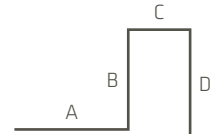
P2 - 2 SIDES | 1 CORNER



P3 - 3 SIDES | 2 CORNER



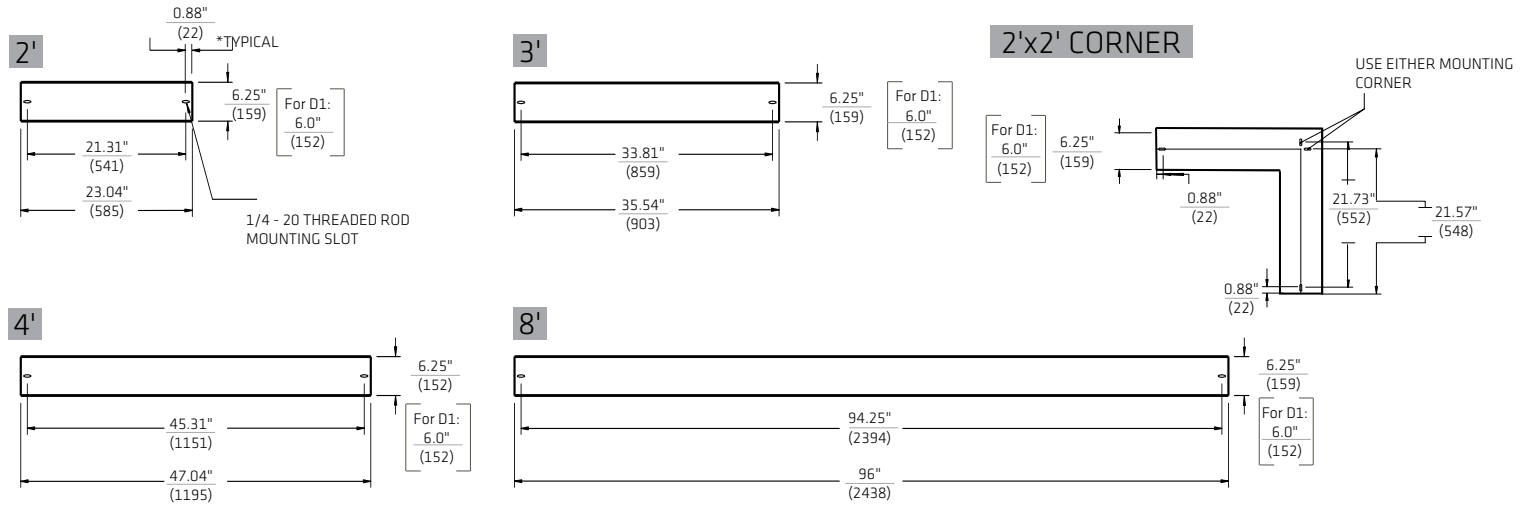
P4 - 4 SIDES | 3 CORNER



### DRYWALL CUT OUT DIMENSIONS

inches  
(mm)

Continuous rows are available in nominal 1' increment in drywall ceilings and in 2' increments on-grid for T-bar ceilings. Standalone fixtures are available in nominal 2', 3', 4' or 8' sizes.



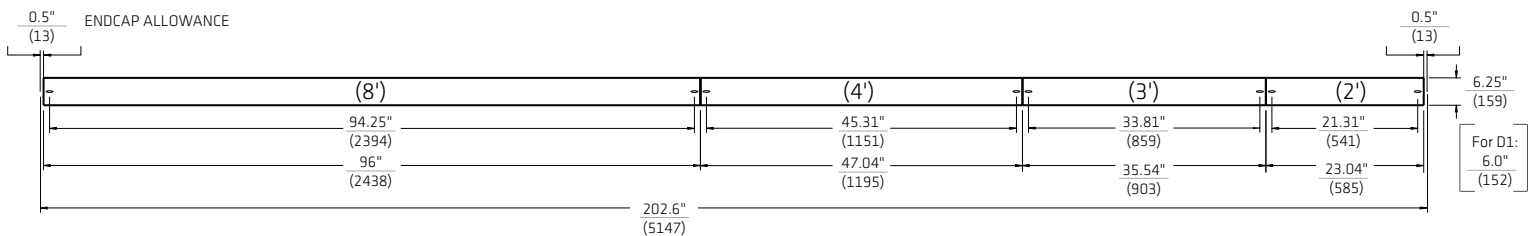
### ENDCAP ALLOWANCE

For overall ceiling cut-out length, add an endcap allowance to each end of a straight run, or final leg of an open pattern: 1/2" for standard end (D1-D4), 3/16" for Dado endcap. DO NOT add this allowance for closed patterns or corner legs in an open pattern. Instead, use centerline dimensions and cutout width to determine the opening.

### INSTALLATION NOTES:

- Cutout dimensions apply to all drywall trim options.
- A minimum depth of 4.75" above ceiling plane is required.
- Ensure 1/4 -20 threaded rod length is cut between 3.125" - 3.75" above finished ceiling plane
- 2 threaded rods required for each linear housing (3 for corner housing)

### Example of a drywall cutout for a 17' run



#### OPTICAL

- Anidolic optical system with linear light extraction elements
- Precision extruded high transmittance clear acrylic lenses
- Long life LED system designed for TM21 lumen maintenance  $\geq$  L90 @ 60,000 h
- Available in CCTs 3000 K, 3500 K or 4000 K with CRI  $\geq$  80 and R9  $\geq$  0, all with color accurate binning  $\leq$  2 SDCM

#### CONSTRUCTION

- 20 ga. satin coat steel housing
- Extruded aluminum flange options available for drywall trim, trimless and t-bar grid ceilings

#### ELECTRICAL

- Integral high efficiency drivers 120 - 277 V or 347 V; 50 - 60 Hz
- Optional Battery Pack
- Optional flex whip: 6' prewired for standalone
- Surge Protection: Meets ANSI C82.11 spec and ANSI/IEEE C62.41
- Inrush Current: Meets NEMA 410

#### ENVIRONMENTAL

- Designed for use in damp or dry indoor environments with room side operating temperatures of 0 - 30° C (32 - 86° F)

#### WARRANTY

- 5 year limited warranty on all components and workmanship

#### INDEPENDENT TESTING

- IESNA LM79
- IESNA LM80 (LED@ 10,000 h)

#### APPROVALS

- UL Listed (USA + Canada)
- CCEA Chicago Plenum
- IC Rated