



NOTCH 4 - NF2-A Specification Data


Luminaire	NOTCH - VSI 100 Dn Asymmetric (NF2-A)	Type
Project		
Product		
Notes		

Performance Summary	NF2-A VSI 100 Dn Asymmetric	
	A - 5w/ft	B - 6w/ft
Light (lm/ft)	290	350
Energy (W/ft)	5.00	6.00
Efficacy (lm/W)	61	60
Color Rendering (CRI)	80+	80+
Color Accuracy (SDCM)	< 2	< 2
L70 Estimate (h)	200,000	200,000
Lumen Maintenance per TM21 (@ 60,000 h)	L90	L90

Summary values are nominal and based on 4000K CCT



D2 - Drywall Trimless shown with (E) Dado Endcap option



D1 - Drywall Trim Flange D2 - Drywall Trimless D3 - Drywall Drop Radius D4 - Drywall Drop Square G1 - 9/16" Grid Flat T G1 - 15/16" Grid Flat T G1 - 9/16" Tegular | Slot Grid

NOTE: Use G1 for 6" Armstrong TechZone® or 6" USG Logix®

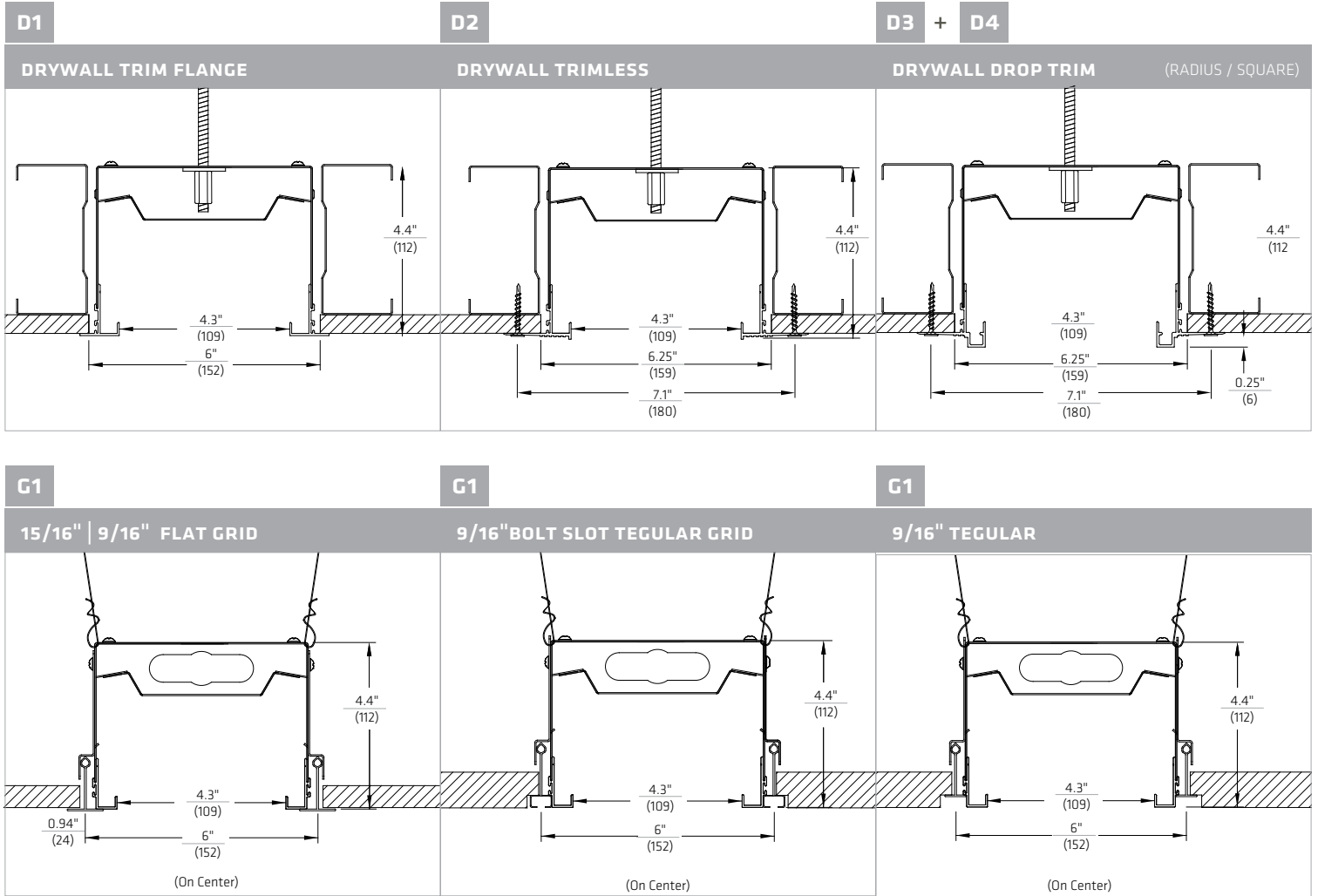
NF2	A	OPTIONS													
1	2	3	4	5	6	7	8	9							

1. FAMILY	2. VERSION	3. TRIM /CEILING	4. DISTRIBUTION	5. LIGHT + ENERGY ¹	6. CCT
NF2 VSI 100 Dn 4.3 aperture	L Linear Row Px Pattern P0 Square P1 Rectangle P2 2-rows 1-corner P3 3-rows 2-corner P4 4-rows 3-corner P5 5-rows 4-corner	D1 Drywall - Trim Flange D2 Drywall - Trimless D3 Drywall - Drop Radius D4 Drywall - Drop Square G1 Grid - 9/16" or 15/16" Flat-T G1 9/16" Tegular or Bolt-Slot G1 4" Armstrong TechZone® or 4" USG Logix®	A Asymmetric	A 290 lm + 5w/ft B 350 lm + 6w/ft	30 3000 K 35 3500 K 40 4000 K

7. DRIVER	8. VOLTAGE	9. LENGTH ³	OPTIONS
E1 eldoLED ECO 0-10V Dim 1% E2 eldoLED SOLO 0-10V Dim 0.1% E3 eldoLED ECO DALI 1% E4 eldoLED SOLO DALI Dim 0.1% F1 Factory Non- Dim F2 Factory 0-10V Dim 3% L1 Lutron Hi-Lume 1%-H EcoSystem	M 120 - 277 V 3 347 V ²	XX Drywall - Specify 1ft Increments XX Grid - Specify 2ft Increments LC 2ft x 2ft Corner	A Alternate Wiring (AV) B Battery Pack ⁴ C Chicago Plenum E Dado Endcap ⁵ F 6' Flex Whip (Standalone Only) K Black Trim and Endcap M EM or NL (2nd neutral) T Throughwire Circuit U Throughwire (w / neutral)

NOTES				
¹ Add 1w/ft for 347V with E1-4/L1	² 347V Driver for F1/F2 347V Transformer & Driver for E1-4/L1	³ Minimum length is 2 feet	⁴ Available for 120-277V in 4 or 8 foot	⁵ Available with D2 trim option. Default option is to install in one end only. Call factory for options.

DIMENSIONS inches (mm)



Grid **G1** is compatible with 6" Armstrong TechZone® and 6" USG Logix® Ceiling Systems

PATTERNS

For patterns, design your own layout using the trim and corner options available or choose from one of our typical patterns for simpler specification.

NOTE: Minimum 4' x 4' in Drywall | 6' x 6' in Grid

NOTE: Minimum 4ft corner to corner (where 2 corners are present)

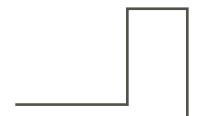
P0 - SQUARE

P1 - RECTANGLE

P2 - 2 SIDES | 1 CORNER

P3 - 3 SIDES | 2 CORNER

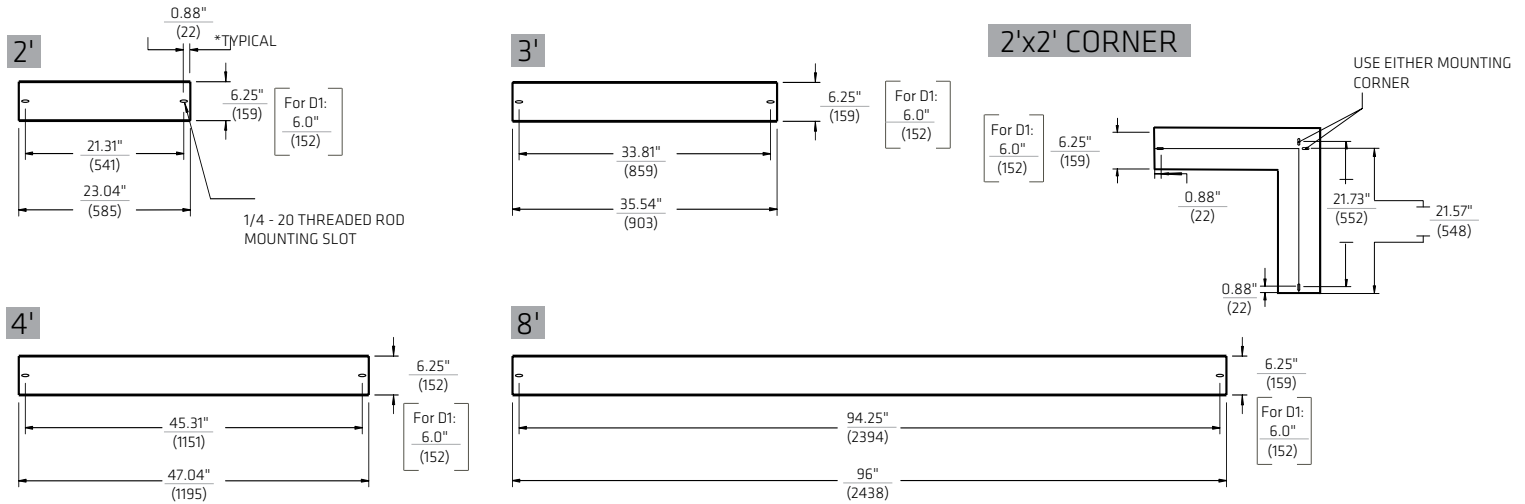
P4 - 4 SIDES | 3 CORNER



DRYWALL CUT OUT DIMENSIONS

inches
(mm)

Continuous rows are available in nominal 1' increment in drywall ceilings and in 2' increments on-grid for T-bar ceilings. Standalone fixtures are available in nominal 2', 3', 4' or 8' sizes.



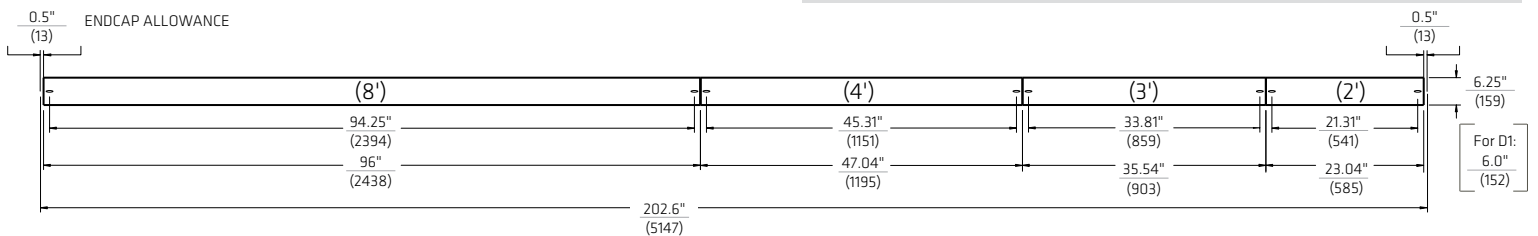
CUTOUT DIMENSIONS:

ADD 1/2" TO EACH END OF OVERALL RUN LENGTH, EXCEPT FOR DADO END OR CLOSED PATTERN(S)

INSTALLATION NOTES:

- Cutout dimensions apply to all drywall trim options.
- Do not add additional allowance for patterns, squares and rectangles.
- A minimum depth of 4.75" above ceiling plane is required.
- Ensure 1/4 -20 threaded rod length is cut between 3.125" - 3.75" above finished ceiling plane
- 2 threaded rods required for each linear housing (3 for corner housing)

Example of a drywall cutout for a 17' run



OPTICAL

- Anidolic optical system with linear light extraction elements
- Precision extruded high transmittance clear acrylic lenses
- Long life LED system designed for TM21 lumen maintenance \geq L90 @ 60,000 h
- Available in CCTs 3000 K, 3500 K or 4000 K with CRI \geq 80 and R9 \geq 0, all with color accurate binning \leq 2 SDCM

CONSTRUCTION

- 20 ga. satin coat steel housing
- Extruded aluminum flange options available for drywall trim, trimless and t-bar grid ceilings

ELECTRICAL

- Integral high efficiency drivers 120 - 277 V or 347 V; 50 - 60 Hz
- Optional Battery Pack
- Optional flex whip: 6' prewired for standalone
- Surge Protection: Meets ANSI C82.11 spec and ANSI/IEEE C62.41
- Inrush Current: Meets NEMA 410

ENVIRONMENTAL

- Designed for use in damp or dry indoor environments with room side operating temperatures of 0 - 30° C (32 - 86° F)

WARRANTY

- 5 year limited warranty on all components and workmanship

INDEPENDENT TESTING

- IESNA LM79
- IESNA LM80 (LED@ 10,000 h)

APPROVALS

- UL Listed (USA + Canada)
- CCEA Chicago Plenum
- IC Rated